



# CLADDING, TRIM AND ACCESSORY CATALOG



2024



# THERE'S NEVER BEEN CLADDING LIKE **THIS.**

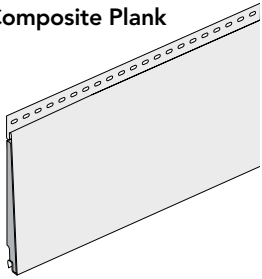
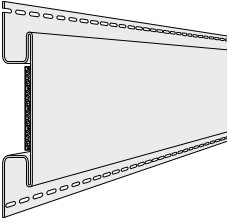
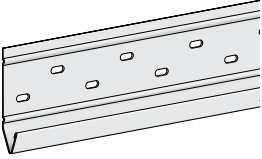
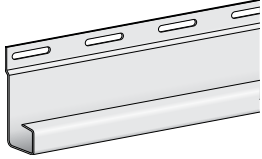

Alside's ASCEND® Composite Cladding offers a first-of-its-kind solution that brings together beauty, performance and easy installation for one of the best overall values on the market.

Choose from our extensive palette of colors ranging from timeless to on-trend in 20 beautiful shades.

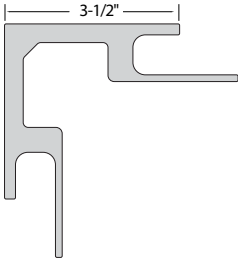
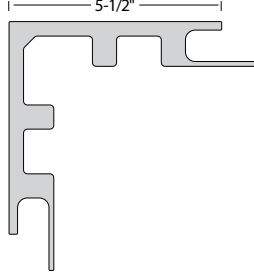
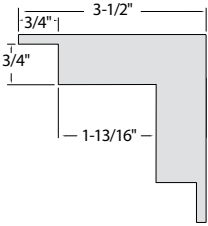
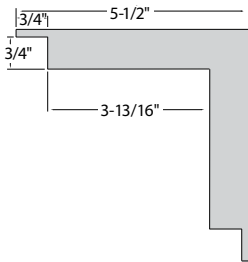

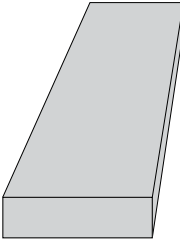
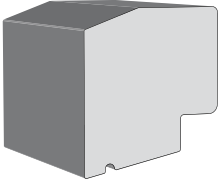
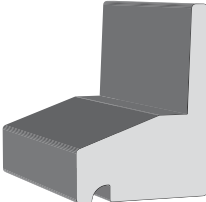


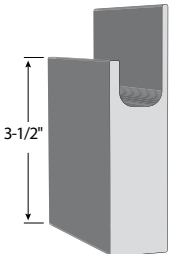
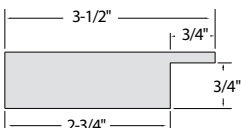
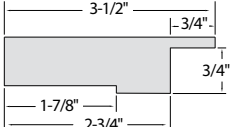
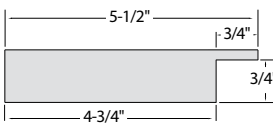
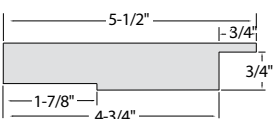
			
Glacier White	Almond	Monterey Sand	Pebble
			
Canyon Drift	Flagship Brown	Rustic Timber	Cape Cod Gray
			
Sterling Gray	Storm	Ageless Slate	Charcoal Smoke
			
Cast Iron	Laguna Blue	Harbor Blue	Midnight Blue
			
Riviera Dusk	Mountain Fern	Deep Moss	Fired Brick

# ASCEND COMPOSITE CLADDING SYSTEM

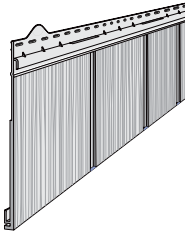

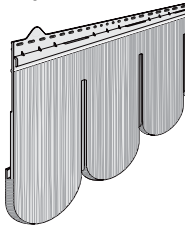
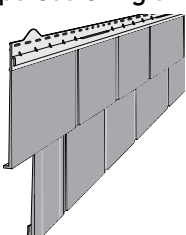
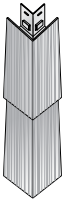

Product	Code	Description	Colors	Packaging	
<b>7" ASCEND Composite Plank</b> 	01-8001	7" exposure 12'3" length 3/4" projection Cedar mill texture Low-gloss finish Reinforced nailhem	Ageless Slate Z5 Almond 54 Canyon Drift 53 Cape Cod Gray V3 Cast Iron CI Charcoal Smoke 1Q Deep Moss M1 Fired Brick Z7 Flagship Brown Z6 Glacier White V1	Harbor Blue 4I Laguna Blue LU Midnight Blue Q7 Monterey Sand 3D Mountain Fern MF Pebble 52 Riviera Dusk 6F Rustic Timber Z8 Sterling Gray Z4 Storm G2	1 sq/carton 14 planks/carton
	01-8021 01-8022	Cedar mill texture Matte texture 12" exposure 12' length 3/4" projection Low-gloss finish Reinforced nailhem	Ageless Slate Z5 Almond 54 Canyon Drift 53 Cape Cod Gray V3 Cast Iron CI Charcoal Smoke 1Q Deep Moss M1 Fired Brick Z7 Flagship Brown Z6 Glacier White V1	Harbor Blue 4I Laguna Blue LU Midnight Blue Q7 Monterey Sand 3D Mountain Fern MF Pebble 52 Riviera Dusk 6F Rustic Timber Z8 Sterling Gray Z4 Storm G2	0.96 sq/carton 8 planks/carton
<b>5.5" ASCEND Composite H-Trim</b> 	10-8042	5-1/2" exposure 16' length Matte texture Low-gloss finish	Ageless Slate Z5 Almond 54 Canyon Drift 53 Cape Cod Gray V3 Cast Iron CI Charcoal Smoke 1Q Deep Moss M1 Fired Brick Z7 Flagship Brown Z6 Glacier White V1	Harbor Blue 4I Laguna Blue LU Midnight Blue Q7 Monterey Sand 3D Mountain Fern MF Pebble 52 Riviera Dusk 6F Rustic Timber Z8 Sterling Gray Z4 Storm G2	10 pieces/carton
	10-7371-00	G90 Galvanized Steel 10' length	Universal		24 pcs/carton
<b>2.5" ASCEND Steel Starter Strip</b> 	10-5215-00	12'6" length	Universal	20 pcs/carton	
	76-7204-00	Elongates nail slot			3 pcs/carton
<b>ASCEND Finish Trim</b> 					
<b>Nail Slot Punch</b> 					

# CELLULAR CORNERS AND ACCESSORIES

Product	Description	Colors	Product	Description	Colors
<b>3.5" Outside Corner Post with Nailing Flange</b> 	3.5" face 3/4" receiving channel Smooth finish	White	<b>5.5" Outside Corner Post with Nailing Flange</b> 	5.5" face 3/4" receiving channel Smooth finish	White
<b>3.5" Outside Corner Post with Receiving Channel</b> 	3.5" face 3/4" receiving channel Smooth finish Nominal size: 5/4 x 4	White	<b>5.5" Outside Corner Post with Receiving Channel</b> 	5.5" face 3/4" receiving channel Smooth finish Nominal size: 5/4 x 6	White
<b>Brickmould with J-Channel and Nailing Flange</b> 	3/4" receiving channel Smooth finish  Note: Design and dimensions may vary.	White	<b>Solid Trim Board</b> 	2.5" 3.5" 4.5" 5.5" 7.25" 9.25" 11.25" 15.25"  20' length Smooth finish Nominal size: 5/4  Note: Use for skirt board, band board and other trim applications. Field routing a receiving channel may be required.	White
<b>Historic Sill Moulding</b> 	Smooth finish  Note: Design and dimensions may vary.	White	<b>Water Table Moulding</b> 	Smooth finish  Note: Field removal of flange required. Design and dimensions may vary.	White

Product	Description	Colors
<p><b>3.5" Casing with J-Channel and Nailing Flange</b></p> 	<p>3.5" face 3/4" receiving channel Smooth finish</p>	<p>White</p>
<p><b>3.5" Casing with Receiving Channel</b></p> 	<p>3.5" face 3/4" receiving channel Smooth finish Nominal size: 5/4 x 4</p>	<p>White</p>
<p><b>3.5" Casing with Receiving Channel and Nailing Flange Cutout</b></p> 	<p>3.5" face 3/16" x 1-7/8" window nailing flange cutout 3/4" receiving channel Smooth finish Nominal size: 5/4 x 4</p>	<p>White</p>
<p><b>5.5" Casing with Receiving Channel</b></p> 	<p>5.5" face 3/4" receiving channel Smooth finish Nominal size: 5/4 x 6</p>	<p>White</p>
<p><b>5.5" Casing with Receiving Channel and Nailing Flange Cutout</b></p> 	<p>5.5" face 3/16" x 1-7/8" window nailing flange cutout 3/4" receiving channel Smooth finish Nominal size: 5/4 x 6</p>	<p>White</p>

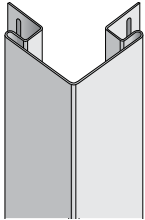


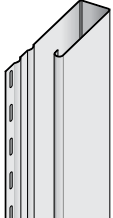
# COLOR-MATCHED SHAKES/SCALLOPS

Product	Description		Colors				
<b>Traditional Shake</b> 	65-5050*	Single 7" exposure	Ageless Slate	Z5	Harbor Blue	4I	13 pcs/carton (1/2 sq/carton)
		Polypropylene panel	Almond	54	Laguna Blue	LU	
		81.29" length	Canyon Drift	53	Midnight Blue	Q7	
		5/8" nom. butt height	Cape Cod Gray	V3	Monterey Sand	V5	
		Deep cedar grain texture	Cast Iron	CI	Mountain Fern	MF	
			Charcoal Smoke	1Q	Pebble	52	
			Deep Moss	M1	Riviera Dusk	6F	
			Fired Brick	Z7	Rustic Timber	Z8	
			Flagship Brown	Z6	Sterling Gray	Z4	
			Glacier White	V1	Storm	G2	
<b>Hand-Split Shake</b> 	65-5052*	Single 9" exposure	Ageless Slate	Z5	Harbor Blue	4I	11 pcs/carton (1/2 sq/carton)
		Polypropylene panel	Almond	54	Laguna Blue	LU	
		75-1/2" length	Canyon Drift	53	Midnight Blue	Q7	
		5/8" nom. butt height	Cape Cod Gray	V3	Monterey Sand	V5	
		Deep cedar grain texture	Cast Iron	CI	Mountain Fern	MF	
		Staggered edge bottom	Charcoal Smoke	1Q	Pebble	52	
			Deep Moss	M1	Riviera Dusk	6F	
			Fired Brick	Z7	Rustic Timber	Z8	
			Flagship Brown	Z6	Sterling Gray	Z4	
			Glacier White	V1	Storm	G2	
<b>Scallops</b> 	65-5055*	Single 6-1/4" exposure	Ageless Slate	Z5	Harbor Blue	4I	15 pcs/carton (1/2 sq/carton)
		Polypropylene panel	Almond	54	Laguna Blue	LU	
		76.86" length	Canyon Drift	53	Midnight Blue	Q7	
		1/2" nom. butt height	Cape Cod Gray	V3	Monterey Sand	V5	
		Natural cedar grain texture	Cast Iron	CI	Mountain Fern	MF	
			Charcoal Smoke	1Q	Pebble	52	
			Deep Moss	M1	Riviera Dusk	6F	
			Fired Brick	Z7	Rustic Timber	Z8	
			Flagship Brown	Z6	Sterling Gray	Z4	
			Glacier White	V1	Storm	G2	
<b>Cape Cod Shingle</b> 	65-5054*	Double 5" exposure	Ageless Slate	Z5	Harbor Blue	4I	11 pcs/carton (1/2 sq/carton)
		Polypropylene panel	Almond	54	Laguna Blue	LU	
		67.33" length	Canyon Drift	53	Midnight Blue	Q7	
		1/2" nom. butt height	Cape Cod Gray	V3	Monterey Sand	V5	
		Natural cedar grain texture	Cast Iron	CI	Mountain Fern	MF	
			Charcoal Smoke	1Q	Pebble	52	
			Deep Moss	M1	Riviera Dusk	6F	
			Fired Brick	Z7	Rustic Timber	Z8	
			Flagship Brown	Z6	Sterling Gray	Z4	
			Glacier White	V1	Storm	G2	
<b>Traditional Shake Corner Post</b> 	65-5153*	15.86" panel length	Ageless Slate	Z5	Harbor Blue	4I	10 pcs/carton
		Polypropylene panel	Almond	54	Laguna Blue	LU	
		Deep cedar grain texture	Canyon Drift	53	Midnight Blue	Q7	
			Cape Cod Gray	V3	Monterey Sand	V5	
			Cast Iron	CI	Mountain Fern	MF	
			Charcoal Smoke	1Q	Pebble	52	
			Deep Moss	M1	Riviera Dusk	6F	
			Fired Brick	Z7	Rustic Timber	Z8	
			Flagship Brown	Z6	Sterling Gray	Z4	
			Glacier White	V1	Storm	G2	
<b>Hand-Split Shake Corner Post</b> 	65-5152*	20.18" panel length	Ageless Slate	Z5	Harbor Blue	4I	10 pcs/carton
		Polypropylene panel	Almond	54	Laguna Blue	LU	
		Deep cedar grain texture	Canyon Drift	53	Midnight Blue	Q7	
		Staggered edge bottom	Cape Cod Gray	V3	Monterey Sand	V5	
			Cast Iron	CI	Mountain Fern	MF	
			Charcoal Smoke	1Q	Pebble	52	
			Deep Moss	M1	Riviera Dusk	6F	
			Fired Brick	Z7	Rustic Timber	Z8	
			Flagship Brown	Z6	Sterling Gray	Z4	
			Glacier White	V1	Storm	G2	

65-5160 starter strip used for all shake/scallop products listed above.

\*Per panel product code. Extended lead times and minimum order quantities may apply.

# COLOR-MATCHED VINYL ACCESSORIES

Product	Code	Description	Colors				Packaging
<b>4" Outside Corner Post</b> 	10-5644	4" face 10' length 3/4" receiving channel Woodgrain finish	Ageless Slate	Z5	Harbor Blue	4I	10 pcs/carton
			Almond	54	Laguna Blue	LU	
<b>Inside Corner Post</b> 	10-5053	10' length 3/4" receiving channel Matte finish	Canyon Drift	53	Midnight Blue	Q7	10 pcs/carton
			Cape Cod Gray	V3	Monterey Sand	V5	
<b>J-Channel</b> 	10-5118	1" face 12'6" length 3/4" receiving channel Matte finish	Cast Iron	CI	Mountain Fern	MF	40 pcs/carton
			Charcoal Smoke	1Q	Pebble	52	
<b>Wide Face J-Channel</b> 	10-5350	2.5" face 12'6" length 3/4" receiving channel Matte finish	Fired Brick	Z7	Rustic Timber	Z8	24 pcs/carton
			Flagship Brown	Z6	Sterling Gray	Z4	
			Glacier White	V1	Storm	G2	

# ALUMINUM TRIM COIL

Product	Code	Description	Colors				Packaging
<b>Poly Aluminum Trim Coil</b> 	10-3954	24" x 50' .019 nominal thickness 27 lbs/roll	Ageless Slate	Z5	Harbor Blue	4I	1 roll/carton 32 rolls/skid
			Almond	54	Laguna Blue	LU	
			Canyon Drift	53	Midnight Blue	Q7	
			Cape Cod Gray	V3	Monterey Sand	V5	
			Cast Iron	CI	Mountain Fern	MF	
			Charcoal Smoke	1Q	Pebble	52	
			Deep Moss	M1	Riviera Dusk	6F	
			Fired Brick	Z7	Rustic Timber	Z8	
			Flagship Brown	Z6	Sterling Gray	Z4	
			Glacier White	V1	Storm	G2	
<b>PVC Aluminum Trim Coil</b> 	10-3956	24" x 50' .019 nominal thickness 28 lbs/roll	Ageless Slate	Z5	Harbor Blue	4I	1 roll/carton 32 rolls/skid
			Almond	54	Laguna Blue	LU	
			Canyon Drift	53	Midnight Blue	Q7	
			Cape Cod Gray	V3	Monterey Sand	V5	
			Cast Iron	CI	Mountain Fern	MF	
			Charcoal Smoke	1Q	Pebble	52	
			Deep Moss	M1	Riviera Dusk	6F	
			Fired Brick	Z7	Rustic Timber	Z8	
			Flagship Brown	Z6	Sterling Gray	Z4	
			Glacier White	V1	Storm	G2	

## SHERWIN-WILLIAMS® COLOR MATCH FORMULAS

Color Name	Color Cast Eco Toner	oz.	32	64	128
GLACIER WHITE	W1 White	12	-	-	-
	SW Color ID: GBP0019				
ALMOND	L1 Blue	-	4	-	1
	R3 Magenta	-	8	-	1
	Y3 Deep Gold	-	23	1	1
SW Color ID: GBP0002					
MONTEREY SAND	B1 Black	-	16	1	1
	R3 Magenta	-	8	-	-
	Y3 Deep Gold	-	32	1	1
SW Color ID: GBP0013					
PEBBLE	W1 White	2	39	1	1
	L1 Blue	-	9	-	-
	N1 Raw Umber	8	12	-	1
	R2 Maroon	-	3	-	-
SW Color ID: GBP0015					
CANYON DRIFT	B1 Black	2	46	1	1
	R2 Maroon	-	4	1	-
	R3 Magenta	2	-	1	-
	Y3 Deep Gold	6	12	-	1
SW Color ID: GBP0003					
FLAGSHIP BROWN	B1 Black	6	2	1	1
	R2 Maroon	-	31	1	1
	R3 Magenta	-	3	1	-
	Y3 Deep Gold	4	26	-	-
SW Color ID: GBP0009					
RUSTIC TIMBER	W1 White	-	11	-	-
	B1 Black	-	33	1	-
	L1 Blue	-	45	1	1
	R3 Magenta	2	41	1	1
	Y3 Deep Gold	2	59	1	1
SW Color ID: GBP0016					
CAPE COD GRAY	L1 Blue	-	19	-	1
	N1 Raw Umber	2	3	1	1
	R2 Maroon	-	7	1	-
	SW Color ID: GBP0004				
STERLING GRAY	W1 White	4	15	-	1
	B1 Black	2	29	-	-
	N1 Raw Umber	4	19	1	1
SW Color ID: GBP0017					
STORM	W1 White	2	26	-	-
	L1 Blue	-	21	1	1
	N1 Raw Umber	6	60	-	-
	R3 Magenta	-	33	-	-
	G2 New Green	-	6	-	-
Y3 Deep Gold	-	7	-	-	
SW Color ID: GBP0018					
AGELESS SLATE	W1 White	-	56	1	-
	B1 Black	2	39	1	1
	G2 New Green	-	-	1	1
	N1 Raw Umber	6	22	1	-
R2 Maroon	-	8	1	-	
SW Color ID: GBP0001					
CHARCOAL SMOKE	B1 Black	6	47	-	1
	R2 Maroon	-	20	1	-
	Y3 Deep Gold	2	60	-	1
SW Color ID: GBP0006					
CAST IRON	W1 White	-	8	-	1
	L1 Blue	2	56	1	-
	R2 Maroon	-	24	-	1
	R3 Magenta	2	18	-	-
Y3 Deep Gold	2	21	-	-	
SW Color ID: GBP0005					
LAGUNA BLUE	W1 White	2	36	1	1
	B1 Black	-	61	-	-
	R2 Maroon	-	27	-	-
	R3 Magenta	-	13	1	1
SW Color ID: GBP0011					
HARBOR BLUE	W1 White	-	63	-	1
	B1 Black	2	61	-	-
	L1 Blue	-	57	-	1
	N1 Raw Umber	2	43	-	-
R3 Magenta	-	31	1	1	
SW Color ID: GBP0010					
MIDNIGHT BLUE	W1 White	-	9	1	-
	B1 Black	8	18	-	1
	Y3 Deep Gold	-	36	-	1
SW Color ID: GBP0012					
RIVIERA DUSK	L1 Blue	4	29	-	-
	R2 Maroon	-	12	-	-
	R3 Magenta	4	22	-	-
	Y3 Deep Gold	2	1	-	-
SW Color ID: GBP0020					
MOUNTAIN FERN	W1 White	-	29	1	-
	B1 Black	-	45	-	-
	L1 Blue	-	23	1	1
N1 Raw Umber	8	29	1	-	
SW Color ID: GBP0014					
DEEP MOSS	B1 Black	6	4	-	1
	Y3 Deep Gold	2	59	1	1
SW Color ID: GBP0007					
FIRED BRICK	L1 Blue	-	56	-	-
	R2 Maroon	2	18	-	1
	R3 Magenta	4	25	-	1
Y3 Deep Gold	2	28	1	-	
SW Color ID: GBP0008					

**Please note:** Alside is not responsible for paint color formulation. Matching paint colors may vary slightly from colors of ASCEND product. Consult with Sherwin-Williams personnel prior to use. All paint color matches are determined with Sherwin-Williams SuperPaint® Exterior Acrylic Latex Satin Finish in one gallon quantities. Use Sherwin-Williams Color ID for quantities and finishes other than Sherwin-Williams one gallon SuperPaint® Exterior Acrylic Latex Satin Finish. **Sherwin Williams Stores:** The SW Color ID can be found under the "Competitive Color" menu. The colors can be found under the company name COIL NA.



Alside 3773 State Road Cuyahoga Falls, Ohio 44223  
1-800-922-6009 www.alside.com

