



CLADDING, TRIM AND ACCESSORY CATALOG



2024




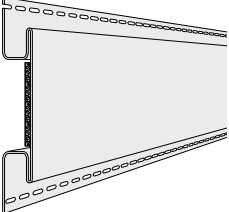
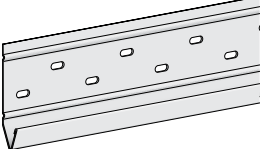
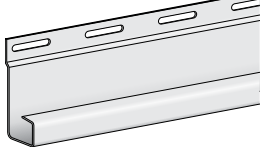

THERE'S NEVER BEEN CLADDING LIKE **THIS.**

Alside's ASCEND® Composite Cladding offers a first-of-its-kind solution that brings together beauty, performance and easy installation for one of the best overall values on the market.

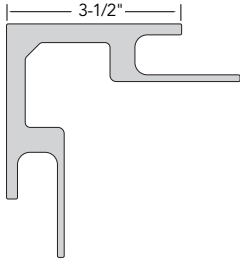
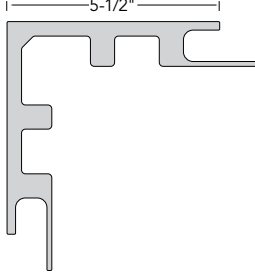
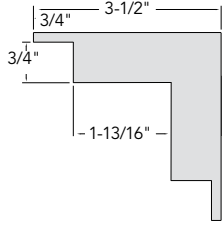
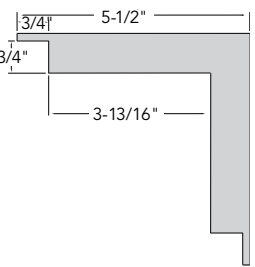
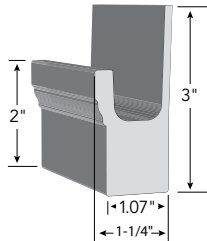
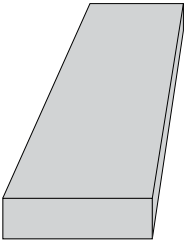
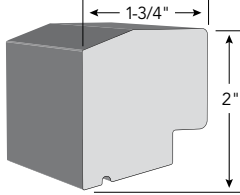
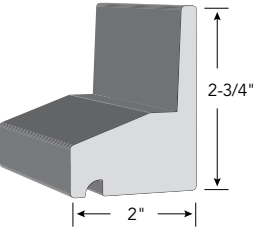
Choose from our extensive palette of colors ranging from timeless to on-trend in 20 beautiful shades.

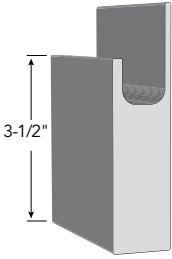
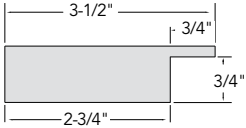
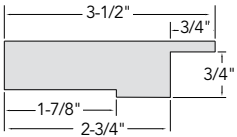
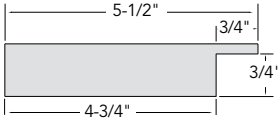
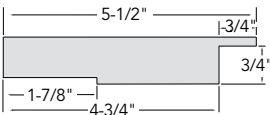


ASCEND COMPOSITE CLADDING SYSTEM

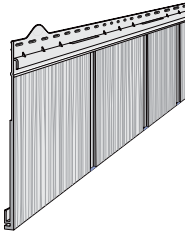

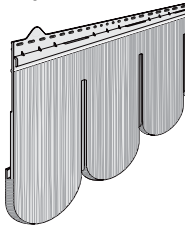
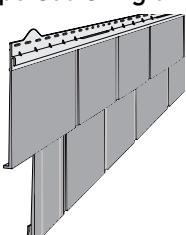
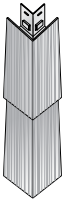

Product	Code	Description	Colors	Packaging	
7" ASCEND Composite Plank 	01-8001	7" exposure 12'3" length 3/4" projection Cedar mill texture Low-gloss finish Reinforced nailhem	Ageless Slate Z5 Almond 54 Canyon Drift 53 Cape Cod Gray V3 Cast Iron CI Charcoal Smoke 1Q Deep Moss M1 Fired Brick Z7 Flagship Brown Z6 Glacier White V1	Harbor Blue 4I Laguna Blue LU Midnight Blue Q7 Monterey Sand 3D Mountain Fern MF Pebble 52 Riviera Dusk 6F Rustic Timber Z8 Sterling Gray Z4 Storm G2	1 sq/carton 14 planks/carton
	01-8021 01-8022	Cedar mill texture Matte texture 12" exposure 12' length 3/4" projection Low-gloss finish Reinforced nailhem	Ageless Slate Z5 Almond 54 Canyon Drift 53 Cape Cod Gray V3 Cast Iron CI Charcoal Smoke 1Q Deep Moss M1 Fired Brick Z7 Flagship Brown Z6 Glacier White V1	Harbor Blue 4I Laguna Blue LU Midnight Blue Q7 Monterey Sand 3D Mountain Fern MF Pebble 52 Riviera Dusk 6F Rustic Timber Z8 Sterling Gray Z4 Storm G2	0.96 sq/carton 8 planks/carton
5.5" ASCEND Composite H-Trim 	10-8042	5-1/2" exposure 16' length 3/4" channel pocket Matte texture Low-gloss finish	Ageless Slate Z5 Almond 54 Canyon Drift 53 Cape Cod Gray V3 Cast Iron CI Charcoal Smoke 1Q Deep Moss M1 Fired Brick Z7 Flagship Brown Z6 Glacier White V1	Harbor Blue 4I Laguna Blue LU Midnight Blue Q7 Monterey Sand 3D Mountain Fern MF Pebble 52 Riviera Dusk 6F Rustic Timber Z8 Sterling Gray Z4 Storm G2	10 pieces/carton
	10-7371-00	G90 Galvanized Steel 10' length	Universal		24 pcs/carton
2.5" ASCEND Steel Starter Strip 	10-5215-00	12'6" length	Universal		20 pcs/carton
	10-7204-00	Elongates nail slot			3 pcs/carton
ASCEND Finish Trim 					
Nail Slot Punch 					

CELLULAR CORNERS AND ACCESSORIES

Product	Description	Colors	Product	Description	Colors
3.5" Outside Corner Post with Nailing Flange 	3.5" face 3/4" receiving channel Smooth finish	White	5.5" Outside Corner Post with Nailing Flange 	5.5" face 3/4" receiving channel Smooth finish	White
3.5" Outside Corner Post with Receiving Channel 	3.5" face 3/4" receiving channel Smooth finish Nominal size: 5/4 x 4	White	5.5" Outside Corner Post with Receiving Channel 	5.5" face 3/4" receiving channel Smooth finish Nominal size: 5/4 x 6	White
Brickmould with J-Channel and Nailing Flange 	3/4" receiving channel Smooth finish Note: Design and dimensions may vary.	White	Solid Trim Board 	2.5" 3.5" 4.5" 5.5" 7.25" 9.25" 11.25" 15.25" 20' length Smooth finish Nominal size: 5/4 Note: Use for skirt board, band board and other trim applications. Field routing a receiving channel may be required.	White
Historic Sill Moulding 	Smooth finish Note: Design and dimensions may vary.	White	Water Table Moulding 	Smooth finish Note: Field removal of flange required. Design and dimensions may vary.	White

Product	Description	Colors
<p>3.5" Casing with J-Channel and Nailing Flange</p> 	<p>3.5" face 3/4" receiving channel Smooth finish</p>	<p>White</p>
<p>3.5" Casing with Receiving Channel</p> 	<p>3.5" face 3/4" receiving channel Smooth finish Nominal size: 5/4 x 4</p>	<p>White</p>
<p>3.5" Casing with Receiving Channel and Nailing Flange Cutout</p> 	<p>3.5" face 3/16" x 1-7/8" window nailing flange cutout 3/4" receiving channel Smooth finish Nominal size: 5/4 x 4</p>	<p>White</p>
<p>5.5" Casing with Receiving Channel</p> 	<p>5.5" face 3/4" receiving channel Smooth finish Nominal size: 5/4 x 6</p>	<p>White</p>
<p>5.5" Casing with Receiving Channel and Nailing Flange Cutout</p> 	<p>5.5" face 3/16" x 1-7/8" window nailing flange cutout 3/4" receiving channel Smooth finish Nominal size: 5/4 x 6</p>	<p>White</p>

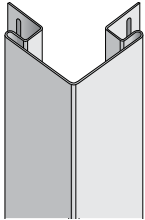


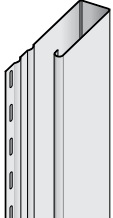
COLOR-MATCHED SHAKES/SCALLOPS

Product	Description		Colors				
Traditional Shake 	65-5050*	Single 7" exposure Polypropylene panel 81.29" length 5/8" nom. butt height Deep cedargrain texture	Ageless Slate	Z5	Harbor Blue	4I	13 pcs/carton (1/2 sq/carton)
			Almond	54	Laguna Blue	LU	
Hand-Split Shake 	65-5052*	Single 9" exposure Polypropylene panel 75-1/2" length 5/8" nom. butt height Deep cedargrain texture Staggered edge bottom	Ageless Slate	Z5	Harbor Blue	4I	11 pcs/carton (1/2 sq/carton)
			Almond	54	Laguna Blue	LU	
Scallops 	65-5055*	Single 6-1/4" exposure Polypropylene panel 76.86" length 1/2" nom. butt height Natural cedargrain texture	Ageless Slate	Z5	Harbor Blue	4I	15 pcs/carton (1/2 sq/carton)
			Almond	54	Laguna Blue	LU	
Cape Cod Shingle 	65-5054*	Double 5" exposure Polypropylene panel 67.33" length 1/2" nom. butt height Natural cedargrain texture	Ageless Slate	Z5	Harbor Blue	4I	11 pcs/carton (1/2 sq/carton)
			Almond	54	Laguna Blue	LU	
Traditional Shake Corner Post 	65-5153*	15.86" panel length Polypropylene panel Deep cedargrain texture	Ageless Slate	Z5	Harbor Blue	4I	10 pcs/carton
			Almond	54	Laguna Blue	LU	
Hand-Split Shake Corner Post 	65-5152*	20.18" panel length Polypropylene panel Deep cedargrain texture Staggered edge bottom	Ageless Slate	Z5	Harbor Blue	4I	10 pcs/carton
			Almond	54	Laguna Blue	LU	

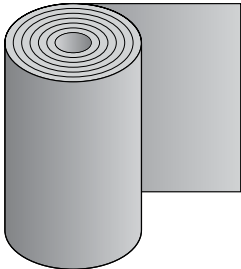
65-5160 starter strip used for all shake/scallop products listed above.

*Per panel product code. Extended lead times and minimum order quantities may apply.

COLOR-MATCHED VINYL ACCESSORIES

Product	Code	Description	Colors				Packaging
Outside Corner Post 	10-5644	4" face 10' length 3/4" receiving channel Woodgrain finish	Ageless Slate	Z5	Harbor Blue	4I	10 pcs/carton
			Almond	54	Laguna Blue	LU	
			Canyon Drift	53	Midnight Blue	Q7	
			Cape Cod Gray	V3	Monterey Sand	V5	
			Cast Iron	CI	Mountain Fern	MF	
			Charcoal Smoke	1Q	Pebble	52	
			Deep Moss	M1	Riviera Dusk	6F	
			Fired Brick	Z7	Rustic Timber	Z8	
			Flagship Brown	Z6	Sterling Gray	Z4	
			Glacier White	V1	Storm	G2	
Inside Corner Post 	10-5053	10' length 3/4" receiving channel Matte finish	Ageless Slate	Z5	Harbor Blue	4I	10 pcs/carton
			Almond	54	Laguna Blue	LU	
			Canyon Drift	53	Midnight Blue	Q7	
			Cape Cod Gray	V3	Monterey Sand	V5	
			Cast Iron	CI	Mountain Fern	MF	
			Charcoal Smoke	1Q	Pebble	52	
			Deep Moss	M1	Riviera Dusk	6F	
			Fired Brick	Z7	Rustic Timber	Z8	
			Flagship Brown	Z6	Sterling Gray	Z4	
			Glacier White	V1	Storm	G2	
J-Channel 	10-5118	1" face 12'6" length 3/4" receiving channel Matte finish	Ageless Slate	Z5	Harbor Blue	4I	40 pcs/carton
			Almond	54	Laguna Blue	LU	
			Canyon Drift	53	Midnight Blue	Q7	
			Cape Cod Gray	V3	Monterey Sand	V5	
			Cast Iron	CI	Mountain Fern	MF	
			Charcoal Smoke	1Q	Pebble	52	
			Deep Moss	M1	Riviera Dusk	6F	
			Fired Brick	Z7	Rustic Timber	Z8	
			Flagship Brown	Z6	Sterling Gray	Z4	
			Glacier White	V1	Storm	G2	
Wide Face J-Channel 	10-5350	2.5" face 12'6" length 3/4" receiving channel Matte finish	Glacier White	V1			24 pcs/carton

ALUMINUM TRIM COIL

Product	Code	Description	Colors				Packaging
Poly Aluminum Trim Coil 	10-3954	24" x 50' .019 nominal thickness 27 lbs/roll	Ageless Slate	Z5	Harbor Blue	4I	1 roll/carton 32 rolls/skid
			Almond	54	Laguna Blue	LU	
			Canyon Drift	53	Midnight Blue	Q7	
			Cape Cod Gray	V3	Monterey Sand	V5	
			Cast Iron	CI	Mountain Fern	MF	
			Charcoal Smoke	1Q	Pebble	52	
			Deep Moss	M1	Riviera Dusk	6F	
			Fired Brick	Z7	Rustic Timber	Z8	
			Flagship Brown	Z6	Sterling Gray	Z4	
			Glacier White	V1	Storm	G2	
PVC Aluminum Trim Coil 	10-3956	24" x 50' .019 nominal thickness 28 lbs/roll	Ageless Slate	Z5	Harbor Blue	4I	1 roll/carton 32 rolls/skid
			Almond	54	Laguna Blue	LU	
			Canyon Drift	53	Midnight Blue	Q7	
			Cape Cod Gray	V3	Monterey Sand	V5	
			Cast Iron	CI	Mountain Fern	MF	
			Charcoal Smoke	1Q	Pebble	52	
			Deep Moss	M1	Riviera Dusk	6F	
			Fired Brick	Z7	Rustic Timber	Z8	
			Flagship Brown	Z6	Sterling Gray	Z4	
			Glacier White	V1	Storm	G2	

SHERWIN-WILLIAMS® COLOR MATCH FORMULAS

Color Name	Color Cast Eco Toner	oz.	32	64	128
GLACIER WHITE	W1 White	12	-	-	-
	SW Color ID: GBP0019				
ALMOND	L1 Blue	-	4	-	1
	R3 Magenta	-	8	-	1
	Y3 Deep Gold	-	23	1	1
SW Color ID: GBP0002					
MONTEREY SAND	B1 Black	-	16	1	1
	R3 Magenta	-	8	-	-
	Y3 Deep Gold	-	32	1	1
SW Color ID: GBP0013					
PEBBLE	W1 White	2	39	1	1
	L1 Blue	-	9	-	-
	N1 Raw Umber	8	12	-	1
	R2 Maroon	-	3	-	-
SW Color ID: GBP0015					
CANYON DRIFT	B1 Black	2	46	1	1
	R2 Maroon	-	4	1	-
	R3 Magenta	2	-	1	-
	Y3 Deep Gold	6	12	-	1
SW Color ID: GBP0003					
FLAGSHIP BROWN	B1 Black	6	2	1	1
	R2 Maroon	-	31	1	1
	R3 Magenta	-	3	1	-
	Y3 Deep Gold	4	26	-	-
SW Color ID: GBP0009					
RUSTIC TIMBER	W1 White	-	11	-	-
	B1 Black	-	33	1	-
	L1 Blue	-	45	1	1
	R3 Magenta	2	41	1	1
	Y3 Deep Gold	2	59	1	1
SW Color ID: GBP0016					

Color Name	Color Cast Eco Toner	oz.	32	64	128
CAPE COD GRAY	L1 Blue	-	19	-	1
	N1 Raw Umber	2	3	1	1
	R2 Maroon	-	7	1	-
SW Color ID: GBP0004					
STERLING GRAY	W1 White	4	15	-	1
	B1 Black	2	29	-	-
	N1 Raw Umber	4	19	1	1
SW Color ID: GBP0017					
STORM	W1 White	2	26	-	-
	L1 Blue	-	21	1	1
	N1 Raw Umber	6	60	-	-
	R3 Magenta	-	33	-	-
	G2 New Green	-	6	-	-
Y3 Deep Gold	-	7	-	-	
SW Color ID: GBP0018					
AGELESS SLATE	W1 White	-	56	1	-
	B1 Black	2	39	1	1
	G2 New Green	-	-	1	1
	N1 Raw Umber	6	22	1	-
	R2 Maroon	-	8	1	-
SW Color ID: GBP0001					
CHARCOAL SMOKE	B1 Black	6	47	-	1
	R2 Maroon	-	20	1	-
	Y3 Deep Gold	2	60	-	1
SW Color ID: GBP0006					
CAST IRON	W1 White	-	8	-	1
	L1 Blue	2	56	1	-
	R2 Maroon	-	24	-	1
	R3 Magenta	2	18	-	-
	Y3 Deep Gold	2	21	-	-
SW Color ID: GBP0005					

Color Name	Color Cast Eco Toner	oz.	32	64	128
LAGUNA BLUE	W1 White	2	36	1	1
	L1 Blue	4	34	-	-
	R2 Maroon	-	27	-	-
SW Color ID: GBP0011					
HARBOR BLUE	W1 White	-	63	-	1
	B1 Black	2	61	-	-
	L1 Blue	-	57	-	1
	N1 Raw Umber	2	43	-	-
SW Color ID: GBP0010					
MIDNIGHT BLUE	W1 White	-	9	1	-
	B1 Black	8	18	-	1
	Y3 Deep Gold	-	36	-	1
SW Color ID: GBP0012					
RIVIERA DUSK	L1 Blue	4	29	-	-
	R2 Maroon	-	12	-	-
	R3 Magenta	4	22	-	-
	Y3 Deep Gold	2	1	-	-
SW Color ID: GBP0020					
MOUNTAIN FERN	W1 White	-	29	1	-
	B1 Black	-	45	-	-
	L1 Blue	-	23	1	1
	N1 Raw Umber	8	29	1	-
SW Color ID: GBP0014					
DEEP MOSS	B1 Black	6	4	-	1
	Y3 Deep Gold	2	59	1	1
	SW Color ID: GBP0007				
FIRED BRICK	L1 Blue	-	56	-	-
	R2 Maroon	2	18	-	1
	R3 Magenta	4	25	-	1
	Y3 Deep Gold	2	28	1	-
SW Color ID: GBP0008					

Please note: Alside is not responsible for paint color formulation. Matching paint colors may vary slightly from colors of ASCEND product. Consult with Sherwin-Williams personnel prior to use. All paint color matches are determined with Sherwin-Williams SuperPaint® Exterior Acrylic Latex Satin Finish in one gallon quantities. Use Sherwin-Williams Color ID for quantities and finishes other than Sherwin-Williams one gallon SuperPaint® Exterior Acrylic Latex Satin Finish. **Sherwin Williams Stores:** The SW Color ID can be found under the "Competitive Color" menu. The colors can be found under the company name COIL NA.



Alside 3773 State Road Cuyahoga Falls, Ohio 44223
1-800-922-6009 www.alside.com

