

ClimaTech[®] Elite

High-Performance Solar Control Insulated Glass Package

A Solar Solution with Year-Round Comfort



Alside[®]

CLIMATECH ELITE INSULATED GLASS

Enjoy the View Without Sacrificing the Comfort

With ClimaTech Elite insulated glass, you'll enjoy a beautifully clear outdoor view and allow natural light into your home, while also reducing solar heat gain and damaging UV rays.

This innovative solar-control glass technology is designed to reflect and radiate solar rays away from your home, protecting it against unwanted solar heat gain and the intense UV rays that can cause interior furnishings and flooring to fade. It also helps reduce window glare and hot interior glass surface temperatures.

HIGHLY EFFICIENT AND BEAUTIFULLY CLEAR!

While some solar control products use a dark tint, extra-thick glass or protective laminates, ClimaTech Elite features a "spectrally selective" Low-E glass technology that achieves exceptional solar-control without sacrificing the clear appearance of the window glass.

Low-E glass incorporates virtually imperceptible metallic, vacuum-deposited layers that help repel the sun's powerful UV rays. Many solar-control windows are manufactured with just two Low-E layers, but ClimaTech Elite has a third metallic layer, making it one of the most high-performance glass packages available.



 USGBC MEMBER
USGBC and related logo is a trademark owned by the U.S. Green Building Council.

A SOLUTION FOR SOLAR HEAT GAIN¹

The solar heat gain coefficient (SHGC) is a number that represents the fraction of solar radiation admitted through a window, patio door or skylight, both transmitted and absorbed, and eventually released inward. The lower a window's SHGC, the less solar heat it transmits into the home. Climates that rely heavily on air-conditioning will benefit from a window product that displays a lower solar heat gain. As shown here, the ClimaTech Elite insulated glass package will significantly diminish the sun's solar radiation compared to a clear insulated glass unit.

VALUABLE U-FACTOR PERFORMANCE IN WINTER¹

The U-Factor (also referred to as the U-Value) is a number that represents the rate of heat flow through a glazing system. The lower the U-Factor, the greater a window's resistance to heat flow and the better its insulating value. This performance is especially critical for conserving energy use during cold winter months. As shown in the side-by-side comparison, the ClimaTech Elite insulated glass unit will outperform a standard clear unit.

UNDERSTANDING VISIBLE TRANSMITTANCE¹

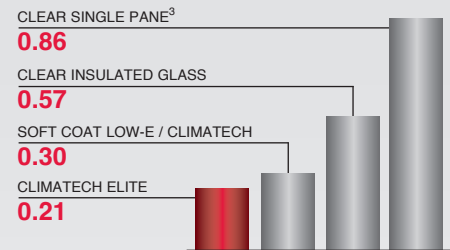
Visible transmittance (VT) is the measure of how much visible light travels through a window, patio door or skylight. VT is usually expressed as a number between 0 and 1, but most values are found between 0.3 and 0.8. The higher the VT, the more natural light is allowed into the home.

As shown in this chart, the ClimaTech Elite insulated glass package, which reduces solar heat gain and ultraviolet light, blocks more visible transmittance than a clear insulated glass unit, yet lets ample natural light into your home.

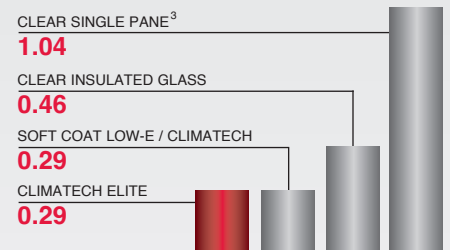
REDUCING ULTRAVIOLET ENERGY²

Ultraviolet light rays (UV) are the invisible rays of the spectrum and are found in everyday sunlight. Most people are aware of the effects of UV through the condition of sunburn. But these same rays are also responsible for the fading of carpets, fabrics, floors and even paint finishes. The ClimaTech Elite insulated glass package reduces these damaging rays compared to that of a clear insulated glass unit.

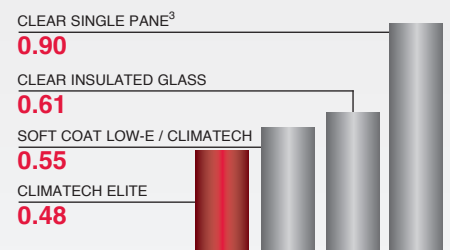
Solar Heat Gain Coefficient



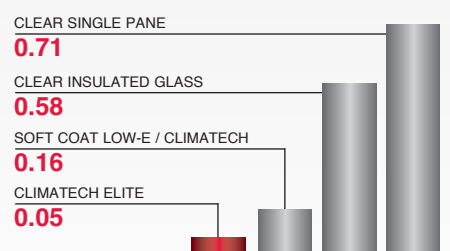
U-Factor



Visible Transmittance



Ultraviolet Transmittance



Alside 3773 State Road Cuyahoga Falls, Ohio 44223
1-800-922-6009 www.alside.com



©2023 Alside. Trademarks mentioned in this document are the property of Alside, its affiliates, or their respective owners. ENERGY STAR name and logo are registered U.S. marks and are owned by the U.S. government. Alside offers a variety of ENERGY STAR-certified products. Consult your window professional for an energy-efficient glass package for your home and climate zone.
¹Performance based on whole window values of a 3001 Double-Hung Window with double-strength glass. ²Center of glass values provided by Cardinal Glass Industries. ³Performance value derived from the Vitro Architectural Glass (formerly PPG Glass) configurator. All specifications and designs subject to change without notice. Printed in USA 06/23 Digital 75-0374-01